

Rotating Equipment

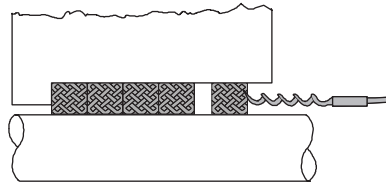
By carefully following these installation instructions you will achieve maximum performance from your John Crane products.

Prepare the Equipment


1. Shut off all valve lines leading to and from equipment, including pressurized flush if any. Bleed off equipment pressure.

Do not use system pressure to blow out (remove) packing rings.

2. Remove all old packing rings and the lantern ring by using the proper size packing removal hook.



3. Check the shaft/sleeve for nicks and score marks, repair or replace as necessary. Clean stuffing box bore if required.




4. Place adhesive back PTFE gasket tape on raised face of each bushing half.



5. Place bushing halves over shaft/sleeve and push firmly together.



6. Split O-ring(s), place into O-ring groove(s) on bushing outside diameter (OD), and bond ends.




8. Align a lantern ring hole with flush port by slowly rotating bushing.

9. Firmly seat bushing against bottom of stuffing box utilizing a split installation bushing and gland follower.

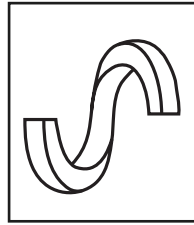


Split Installation Bushing

7. Insert bushing into stuffing box leaving approximately 1/2" exposed.

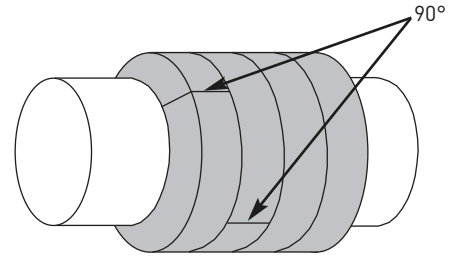


10. Install 1st packing ring with ring joint at approximately 1 o'clock position. Seat ring firmly using split installation bushing and gland follower.



"S" twist ring and insert around shaft.

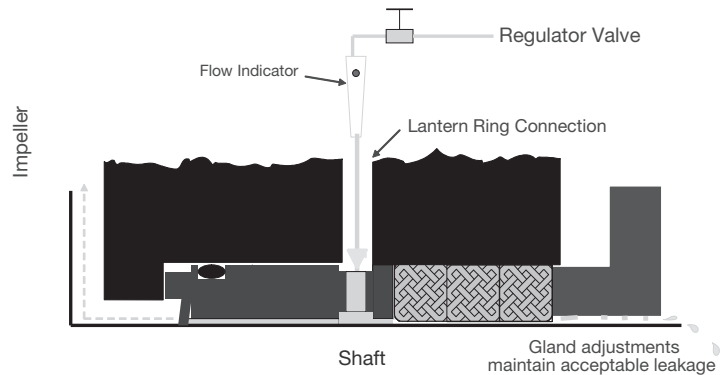

11. Repeat step ten seating each additional ring individually, staggering ring joints 90° to 180° apart.



12. Seat final ring firmly with wrench. Loosen gland nuts and finger tighten.

13. At minimum, gland follower lead-in should be approximately 1/8" to 3/16". The remaining exposed portion of gland follower should at least equal the cross section of packing used, allowing for future gland adjustments.

14. Rotate shaft by hand to ensure shaft is not binding.



For optimum performance flush pressure should be maintained at higher pressure than process.



North America
United States of America
Tel: 1-847-967-2400
Fax: 1-847-967-3915

Europe
United Kingdom
Tel: 44-1753-224000
Fax: 44-1753-224224

Latin America
Brazil
Tel: 55-11-3371-2500
Fax: 55-11-3371-2599

Middle East & Africa
United Arab Emirates
Tel: 971-481-27800
Fax: 971-488-62830

Asia Pacific
Singapore
Tel: 65-6518-1800
Fax: 65-6518-1803

If the products featured will be used in a potentially dangerous and/or hazardous process, your John Crane representative should be consulted prior to their selection and use. In the interest of continuous development, John Crane Companies reserve the right to alter designs and specifications without prior notice. It is dangerous to smoke while handling products made from PTFE. Old and new PTFE products must not be incinerated. ISO 9001 and ISO14001 Certified, details available on request.